







20 002 706

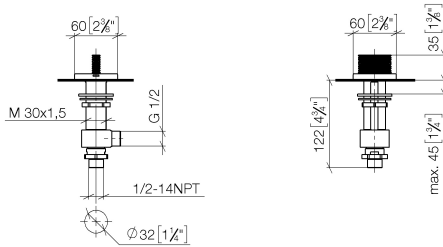
- with CASCADE structure
- hole diameter 32 mm
- with hot marking
- rosette 60 x 60 mm



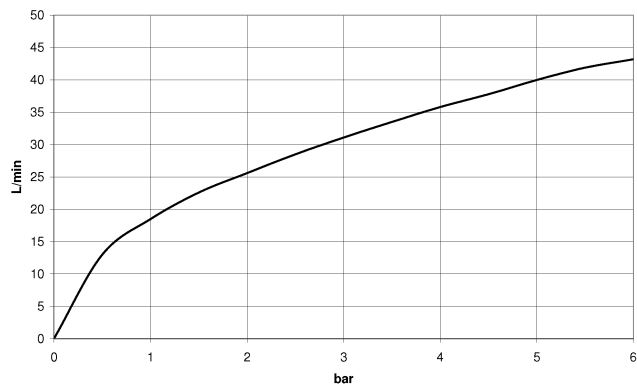
| | | |
|---|-------------------------------|---------------|
|  | Dark Chrome | 20 002 706-19 |
|  | Chrome | 20 002 706-00 |
|  | Brushed Platinum | 20 002 706-06 |
|  | Brushed Champagne (22kt Gold) | 20 002 706-46 |
|  | Champagne (22kt Gold) | 20 002 706-47 |
|  | Brushed Dark Platinum | 20 002 706-99 |

20 002 706

mm [inches]



Flow rate chart



Codes & Standards

ADA

ASME
A112.18.1/CSA
B125.1



CL.1 Deck valve anti-clockwise closing hot - Dark Chrome

CL.1

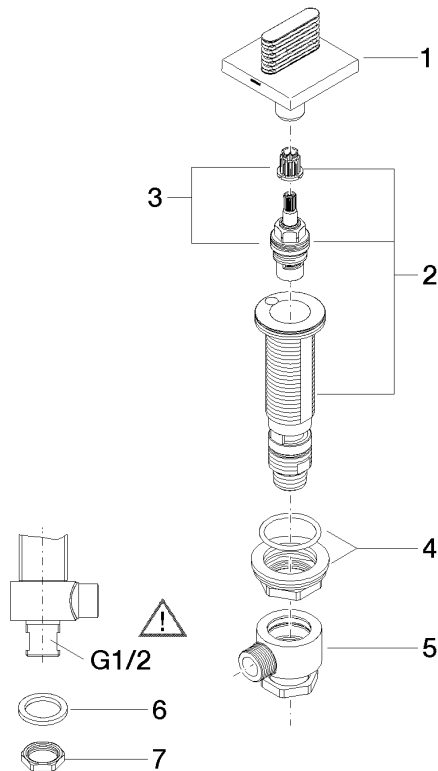
20 002 706

Certificates

WRAS_2103001.

20 002 706

Parts for other finishes can be found here: [Chrome](#)



Spare parts list

| No. | Item Number | Name | Quantity used | Delivery time |
|--|--------------------|--------------------|---------------|---------------|
| 1 | 90 20 70 053 05-19 | handle (hot) | 1 | 20 |
| 2 | 04 17 11 058 32 90 | side panel | 1 | 2 |
| 3 | 90 90 03 132 00 90 | top | 1 | 2 |
| 4 | 04 23 10 032 78 90 | fixing set | 1 | 2 |
| 5 | 04 17 11 023 10 90 | distributor | 1 | 2 |
| 6 | 90 23 30 040 00-19 | threaded connector | 1 | - |
| Spare part can no longer be ordered, please order the replacement item | | | | |
| 7 | 09 30 11 059 90 | disc | 1 | 2 |
| 8 | 09 23 10 012 90 | nut | 1 | 2 |